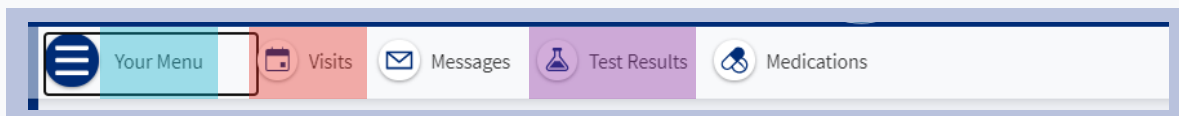


# MyChart

## Get Access to Your Medical Information

Patients can view their test results and clinical notes as soon as they are available. The information is available in MyChart. This is a secure portal protected by advanced encryption technology. Patients and their designated care partners can access MyChart using a password.

Below is information to help locate test results and clinical notes in MyChart.

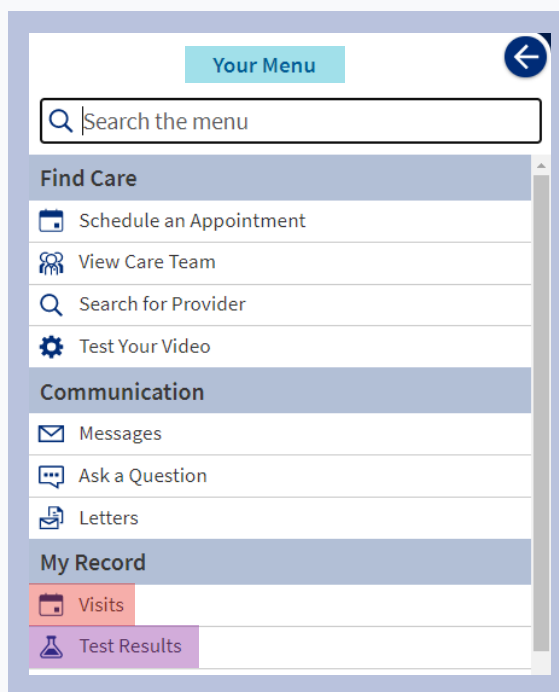


### Test Results

1. In most cases, you will see "Test Results" as a link at the top of the page in MyChart.

2. If you don't see them there, click on "Your Menu," and then look for "Test Results," under "My Record."

3. You can also type the words "Test Results" into the search bar to find your results.

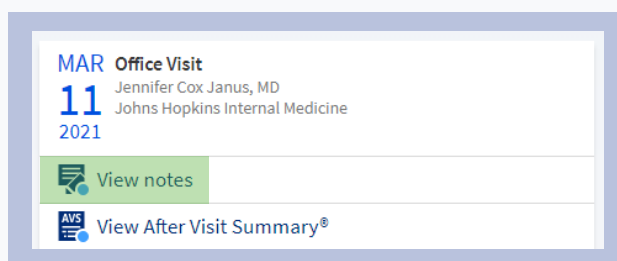


### Clinical Notes

1. To view your clinical notes, click on "Visits" at the top of the page (see image above), or go to the "My Record" section, under "Your Menu."

2. Then, click the "View Notes" link within the tile for a specific visit.

3. If you do not see a "View Notes" link within the tile for a visit, then either the notes from that visit are not yet finalized, or no notes from that visit have been shared to MyChart.



Log in or sign up for MyChart today. Visit [mychart.hopkinsmedicine.org](https://mychart.hopkinsmedicine.org)